



2023 ANNUAL REPORT





ABOUT LCRF



Our Mission

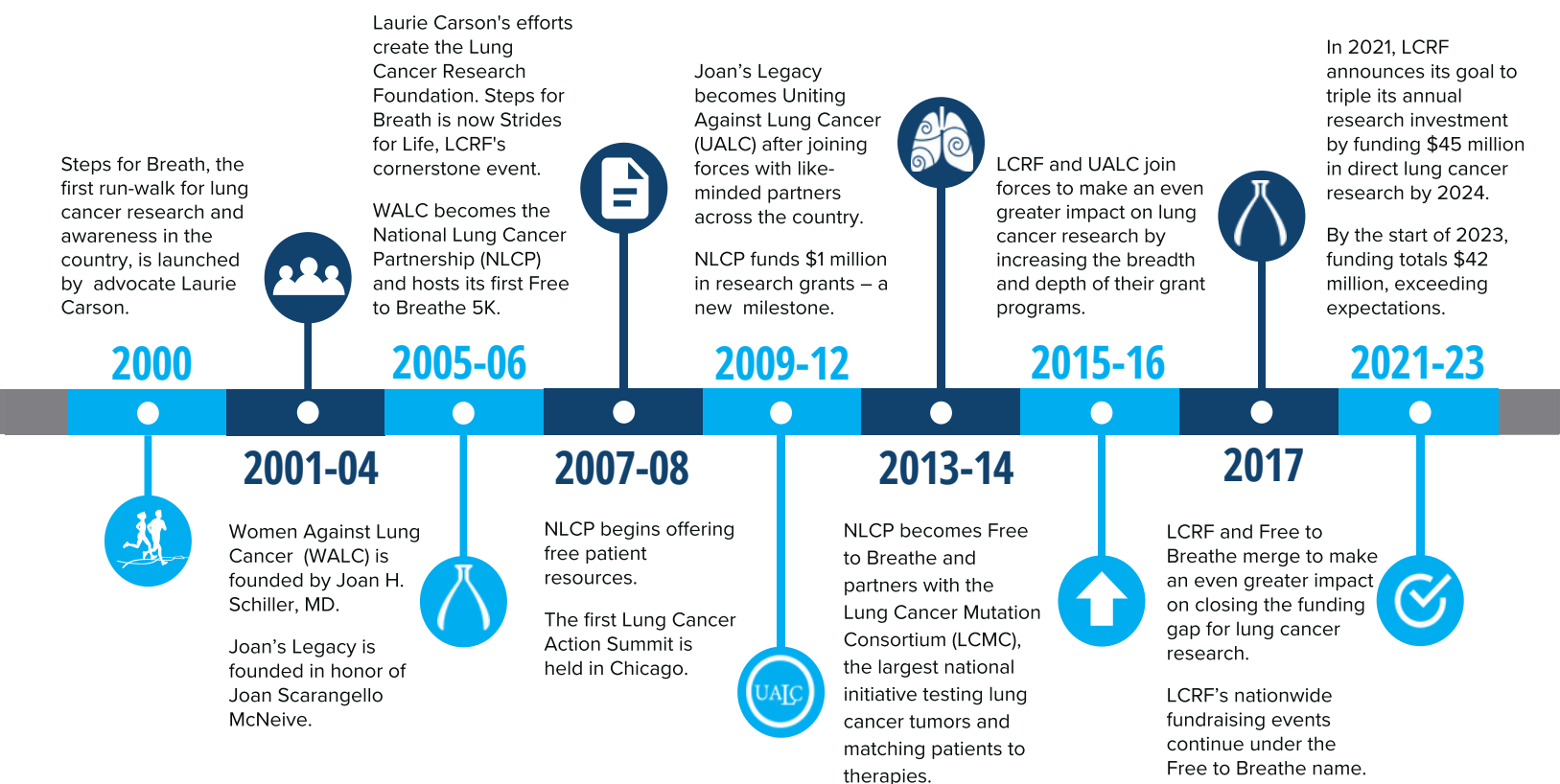
The mission of the Lung Cancer Research Foundation (LCRF) is to improve lung cancer outcomes by funding research for the prevention, diagnosis, treatment and cure of lung cancer.

Our Vision

Our vision is a world free of lung cancer.

LCRF History

The Lung Cancer Research Foundation has evolved over the years, but one thing remains the same: we are determined to create a world without lung cancer. Together, we can accomplish more than any one of us can alone.





INVESTING IN THE FUTURE OF RESEARCH



The Lung Cancer Research Foundation is looking to nearly triple our annual research investment.

By the end of 2024, we will have funded more than \$45 million in high-impact, breakthrough lung cancer research...together.

The research we fund will seek to address the areas of most need, answer the most pressing questions, and move the science to improve the survival rate as well as quality of life for people facing a lung cancer diagnosis. Ultimately, we envision a world without lung cancer.

Countless patients, caregivers, health professionals and family members have rallied to further lung cancer research. For many patients with lung cancer, assuring there will be a second and third line of treatment is a race against time.

The more research LCRF can fund and the more investigators are given the opportunity to solve the riddles of lung cancer, the closer we are to applying what happens in the lab to real-life solutions.

Our philosophy is simple: scientific discoveries lead to improved outcomes.

LCRF donors provide critical seed funding to the best and brightest investigators, helping establish proof of concept evidence to pave the way for follow-on funding.



RESEARCH FUNDING PRIORITIES

LCRF's Scientific Executive Committee (SEC), comprised of Scientific Advisory Board (SAB) members, developed recommendations for the foundation's research program to address the needs of the lung cancer community and accelerate the pace of lung cancer research.

This Research Roadmap informs LCRF's decisions about research funding.



Research is our **true north.**

Patient engagement

Patients are integrated at every level of LCRF's research program including, but not limited to, determining funding areas, participating in grant review, education and awareness, and funding.

Investment type

In addition to funding basic science research and early career investigators, LCRF is expanding investment in translational research and clinical trials, working with experienced researchers and collaborative, multi-institutional, teams.

Greatest areas of need

To make the greatest impact on LCRF's mission to improve lung cancer outcomes, LCRF funds research in the following areas of study:

- Early detection and prevention
- Understanding resistance
- Novel, innovative projects exploring other relevant areas of lung cancer research

Partnerships

Developing funding partnerships is critical to driving LCRF's mission forward.

Beyond grants

In addition to funding grants, LCRF moves the mission forward and impacts science by hosting scientific meetings, such as an annual scientific summit, think tank forums, and round table discussions on specific areas of study.

Learn more about the research LCRF is currently funding: [LCRF.org/currentgrants](https://www.lcrf.org/currentgrants)



2024 RESEARCH GRANT TRACKS

LCRF's research funding mechanisms have been developed with an intention to further innovative projects across a variety of diverse topics and to support the careers of talented scientists.

Through partnerships with individuals, foundations, and organizations, LCRF is open to exploring research funding tracks in addition to those listed here. These mechanisms could range from basic science to clinical trials, team science awards, and other methods for advancing discoveries in lung cancer.

All LCRF grants:

- \$150K in funding
- Funded 2 years
- Available in US and internationally
- Open to early- and mid-career investigators

LCRF Leading Edge Grant

For high-risk, high reward research projects on a wide variety of topics

LCRF Research Grant on Early Detection and Pre-Neoplasia in Lung Cancer

For research projects on early detection of lung cancer in areas of liquid biopsy, histological, and omics approaches

LCRF Research Grant on Understanding Resistance in Lung Cancer

For research projects identifying, characterizing, treating, or preventing resistance to therapies. Can address topics across subtypes of lung cancer, i.e. lung adenocarcinoma, squamous cell carcinoma and small cell lung cancer

Minority Career Development Award (CDA) for Lung Cancer

For basic, clinical, and translational research projects from minority investigators on a variety of topics, including disparities and social determinants of health (SDOH)


Learn more at
[LCRF.org/fundingopportunities](https://www.lcrf.org/fundingopportunities)





TEAM SCIENCE AWARD

IASLC-LCRF Team Science Research
Grant on Advancing Therapies Towards
Curing Oncogenic-Driven Lung Cancers



In December 2023, LCRF and the International Association for the Study of Lung Cancer (IASLC) announced a new partnership to fund innovative projects by research teams focused on **curing oncogene-driven lung cancers.**

Work supported through this mechanism will address important questions and developmental therapeutics across the care continuum with the immediate potential to increase survivorship.

The grant will be awarded in 2024 to a team of researchers with a program of closely integrated projects that would not otherwise be realized through efforts by only a single component from the team.

Developing our research partnerships is an important strategy for continuing to grow our research program.

IASLC, a global multidisciplinary organization dedicated to eradicating all forms of lung cancer, is partnering with LCRF to provide this award.

The grant will be in the amount of \$2,500,000, distributed over 4 years.

Projects may include but are not limited to the following parameters:

- The proposal must include studies in patients and/or patient samples with oncogene-driven lung cancer.
- The project should be associated with a new clinical trial.
- The proposal must have a program of 2-3 closely integrated projects with a central, important theme.
- Cancer researchers must be affiliated with an academic/research institution. The research team can include industry partners.



**LUNG CANCER
RESEARCH
FOUNDATION®**

LUNG CANCER MUTATION CONSORTIUM

The Lung Cancer Mutation Consortium (LCMC) is an association of more than 20 U.S. cancer centers focused on understanding the genetic changes that underlie lung cancers.

LCMC investigators match patients with tumors harboring oncogenic drivers with targeted drugs and clinical trials that will change the practice of thoracic oncology. Ultimately, the LCMC seeks to improve outcomes for these patients.

The Lung Cancer Research Foundation acts as a facilitator for the LCMC, coordinating and supporting its activities.

The LCMC is a unique model bringing together advocacy, academic, and industry partners in a collaborative setting. This strategy streamlines research efforts, cuts cost and delays, facilitates connections with the lung cancer and advocacy communities, and brings us closer to the goal of precision medicine where therapies are matched to the specific needs of each person with lung cancer.

Current Study: LCMC4

LCRF LEADER Neoadjuvant Screening Trial

LCMC4 Evaluation of Actionable Drivers in Early Stage Lung Cancer

The current LCMC study, the LCRF LEADER Neoadjuvant Screening Trial, is the 4th study conducted through the consortium and is a collaborative effort involving numerous academic study sites and pharmaceutical supporters.

Utilizing an umbrella trial design, the primary purpose of this testing is to determine the presence of 10 oncogenic drivers (mutations in EGFR, BRAFV600E, MET exon 14, and HER2, rearrangements in ALK, RET, NTRK, and ROS1, and amplification of MET and HER2) in 1,000 patients who can then become eligible for upcoming targeted neoadjuvant therapy trials. The goal is to use information from the screening process to select the optimal neoadjuvant therapy, and wherever possible, enroll patients onto separate neoadjuvant therapy trials with genomically matched treatments or other appropriate trials if no actionable driver mutation is detected. The LCMC4 screening study, together with matched industry-sponsored therapeutic trials, will provide critical data for informing treatment decisions in the neoadjuvant setting.

This study will allow for inspection of tumors after neoadjuvant treatment to understand what oncogenic drivers remain that made the tumor resistant to that particular therapy.

LCMC4 LEADER Trial Participating Sites

The LCMC4 LEADER trial includes participation from sites and investigators across the oncology community.

- Baylor College of Medicine
- Brigham & Women's Hospital
- Dana-Farber Cancer Institute
- Dartmouth-Hitchcock
- Massachusetts General Hospital
- Moffitt Cancer Center
- Robert H. Lurie Comprehensive Cancer Center at Northwestern University
- St. Joseph Hospital – Orange Center for Cancer Prevention and Treatment
- University of California-Davis
- UCLA
- USC Norris Cancer Center
- University of Michigan
- University of Missouri
- University of Washington
- Virginia Cancer Specialists
- Washington University, St. Louis

For more information:
LCRF.org/LCMC

LEADING EDGE RESEARCH

FRANCISCO EXPÓSITO, PHD

Yale University

Investigating novel synthetic lethal vulnerabilities in EGFR-driven lung cancer

2023 William C. Rippe Award for Distinguished Research in Lung Cancer




This project aims to understand how the loss of SETD2 hinders EGFR-driven tumor growth to leverage these findings to create new precision treatments for the treatment of patients with EGFR-mutant tumors.

BENJAMIN MORRIS, PHD

University of Texas M.D.
Anderson Cancer Center

Deep whole genome sequencing of circulating tumor DNA for studying evolution and therapy resistance in small cell lung cancer



This project will use cancer DNA collected from small blood draws to study how SCLC evolves following treatment and identify changes in cancer DNA and gene expression that drive resistance. The study will determine if resistant tumors are composed of one population of resistant cells or if multiple, hard to treat populations emerge after treatment to drive resistance.

UNDERSTANDING RESISTANCE

TREVER G. BIVONA, MD, PHD

University of California San Francisco

Characterization and therapeutic targeting of a tumor-tumor microenvironment network promoting resistance to targeted therapy in lung cancer



The overall goal of this project is to create an entirely new approach to treat lung cancer by developing a suite of precision therapies that are distinct in their mechanism of action against the tumor ecosystem and improve the effectiveness of current therapies against mutant EGFR, KRAS, and ALK as combination therapies, while critically maintaining safety and quality of life for patients. The work accomplished in this project could yield molecular treatments that better control, or potentially cure, lung cancer safely through improved precision medicine in the relatively near future.

ANN PENDERGAST, PHD

Duke University School of Medicine

Uncovering novel vulnerabilities to treat SCLC therapy resistance



Small cell lung cancer (SCLC) is a highly aggressive neuroendocrine lung cancer that is typically metastatic upon diagnosis. The overall 5-year survival rate for SCLC patients is only ~7%, and has remained unchanged for over 30 years. Therefore, there is an urgent need to define the molecular mechanisms that promote metastatic SCLC in order to identify effective treatment strategies to treat this deadly cancer. The Pendergast laboratory recently found that pharmacologic inhibition of ABL kinases with ABL-specific inhibitors impairs SCLC metastasis in mouse models, resulting in prolonged animal survival. This proposal will evaluate whether ABL kinase inhibition sensitizes SCLC to therapies targeting stress response pathways, and/or to metabolic inhibitors.


EARLY DETECTION & PRE-NEOPLASIA

DARREN CHIU, MD, MMSC

Boston University

The Spatial B Cell Landscape in Lung Squamous Premalignant Lesions

Bronchial premalignant lesions (PMLs) develop in the airway from cellular and molecular changes, and they are precursor lesions of lung squamous cell carcinoma. While some PMLs progress to cancer, some of them regress spontaneously or remain stable. The presence and distribution of B cells in lung cancer has been associated with prognosis and survival, however, the role of B cells in the lung premalignancy is poorly understood. Using single cell sequencing technology and multiplex multiomic imaging, the study will identify B cell subpopulations in bronchial PMLs and characterize the spatial microenvironment that recruits and modulates B cells associated with PMLs severity and progression. The findings are expected to reveal new biomarkers for early diagnosis or interception of lung cancer.



“LCRF funding was instrumental in allowing me to complete and publish the project I was working on at the time. The project has fostered cross-institutional collaborations and a clinical trial. It provided support at a critical juncture so I can continue doing research. Now it serves as a springboard for me to compete for Federal funding with the results and publications I generated.”

Victoria Wang, MD, PhD

University of California, San Francisco Two-time LCRF grantee

MINORITY CAREER DEVELOPMENT AWARDEES

LLOYD BOD, PHD

Massachusetts General Hospital

Harnessing B cell specific checkpoint molecules in lung cancer

2023 James B. Dougherty, MD Award for Scientific Merit




Immunotherapy has transformed the paradigm of lung cancer treatment, yet its efficacy remains restricted, benefiting only a minority of patients—typically, two to four individuals out of every ten. Dr. Bod’s research focuses on unraveling the functions of B cells, a critical component of the immune system. These cells are abundant in lung tissue and hold the capacity to assist T cells in their anti-cancer activities while directly combatting cancer cells themselves. This translational project’s objective is to leverage genomics to identify and assess new molecules present on B cells, which could serve as innovative immunotherapy targets, thereby paving the way for new therapeutic strategies in lung cancer.

LUIS PIETRO, PHD

Mayo Clinic

Impact of senescent cells on lung tumorigenesis



This study focuses on naturally occurring senescent (aging) cells to determine if they promote late-life development of lung cancer. Aging cells accumulate and promote the development of lung tumors by suppressing immune T cells. The next step will be to use treatments aimed at killing senescent cells to see if this effects the formation and/or growth of tumors.

View all current funded research projects:
[LCRF.org/currentgrants](https://www.lcrf.org/currentgrants)



PATIENT & HEALTH CARE RESOURCES



#TogetherSeparately Lung cancer community

Lung Cancer Community Talks are livestream forums where participants can hear from guest experts including leading oncologists, psychologists, and lung cancer researchers. Learn more: LCRF.org/togetherseparately

Our Facebook Group grew out of these live talks. This private group is a place to ask questions and share day-to-day experiences with lung cancer. New members are welcome to join the community: LCRF.org/facebookcommunity

A recent expansion is the development of in-person talks in locations across the U.S., LCRF Together.

Free educational materials

LCRF provides up-to-date, credible information on diagnosis, treatment, and what to expect from treatment through our free educational materials – including tools to help facilitate discussions between patients and their health care teams. Materials are available in both digital and print format. Shipping is free to U.S. addresses: LCRF.org/resources



Lung cancer support line

(844) 835-4325 support@LCRF.org

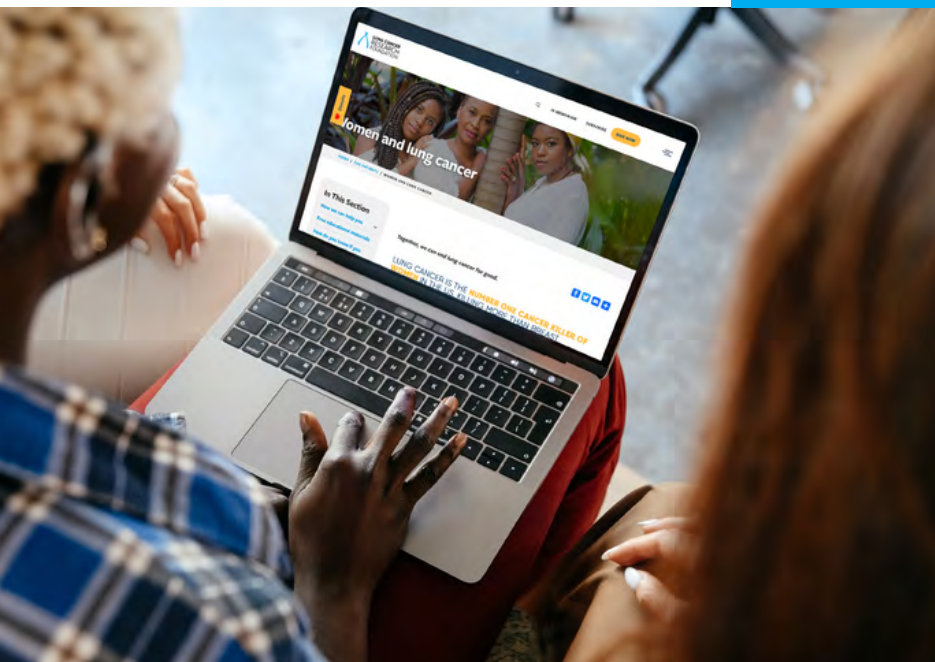
Our toll-free number is available to anyone who needs support related to lung cancer and is available Monday-Friday between 9 AM - 5 PM ET. We can provide resource guides to help navigate the uncertainties that come with living with lung cancer – financial assistance, transportation or lodging for medical appointments, and much more.





**LUNG CANCER
RESEARCH
FOUNDATION®**

WOMEN & LUNG CANCER



Web page: Women and Lung Cancer

A dedicated web page states the facts pertaining to women and lung cancer, highlights stories about women facing the disease, and shares LCRF news about topics of special interest to women.



Social media

LCRF boosts educational content in its social media channels, using the hashtag #WomenLC.



Lung cancer is an equal opportunity disease.

Many people don't think of lung cancer as a women's health issue, but the truth of the matter is that it kills more U.S. women than breast, uterine & ovarian cancers combined.

LCRF's Women & Lung Cancer initiative raises awareness and promotes understanding of the impact research funding can have on women's lives. Educational programs, social media, and web resources provide information on risk factors, early warning signs, and treatment options with a focus on how they impact women.



#TogetherSeparately

Several of LCRF's #TogetherSeparately webinars have been dedicated to issues specific to women with lung cancer, most recently a forum with Dr. Narjust Florez, Dr. Sydney Barned, and Dr. Isabel Preeshagul for Women's Health Month in May 2023.

Visit the web page: [LCRF.org/women](https://www.lcrf.org/women)



**LUNG CANCER
RESEARCH
FOUNDATION®**

KNOW YOUR RISK

A Hispanic/Latino-American's Guide to Lung Cancer: an LCRF Awareness Program



Lung cancer is the leading cause of cancer death among Hispanic men and the second leading cause of cancer death in Hispanic women.

As with all populations, early detection and screening are imperative to improving survival rates. Many in this population also experience financial, structural, and personal barriers to health care in general, and are the least likely to have health insurance of any major ethnic group.

Access to key educational resources in both Spanish and English will better equip community health providers to provide care and address misconceptions about lung cancer. Educating the general population will help ensure those who need care will recognize signs and symptoms before it's too late.

PSAs and documentary video



With actor/spokesperson Esai Morales (top), LCRF has developed English- and Spanish-language public service announcements. These :30 and :60 PSAs are to be distributed and aired in markets where Hispanic/Latino populations are highest and most at-risk. Morales is also featured in a 10-minute documentary along with thoracic medical oncologist Dr. Narjust Florez and two of her patients.



#TogetherSeparately en Español

Several of LCRF's #TogetherSeparately educational webinars have featured physicians and other specialists presenting and answering questions entirely in Spanish, tying in to Hispanic Heritage Month. In 2024, recordings of all webinars will include Spanish subtitles.

Spanish-language resources

LCRF has translated nine key pieces into Spanish:

- *Living with Lung Cancer / Vivir con Cáncer de Pulmón*
- *Biomarker Testing for Lung Cancer / Análisis Integral de Biomarcadores en el Cáncer de Pulmón*
- *Biomarkers Quick Guide / Análisis Integral de Biomarcadores Guía de Consulta Rápida*
- *Understanding Clinical Trials / Los Ensayos Clínicos para el Cáncer de Pulmón*
- *Clinical Trials Quick Guide / Los Ensayos Clínicos Guía de Consulta Rápida*
- *Immunotherapy for the Treatment of Lung Cancer / La Inmunoterapia en el Tratamiento del Cáncer de Pulmón*
- *My Lung Cancer Care Plan / Plan Personalizado de Atención de mi Cáncer de Pulmón*
- *Lung Cancer Symptoms & Screening / Síntomas y Pruebas de Detección*
- *Personal Lung Cancer Profile tear pad / Perfil Personal del Cáncer de Pulmón*



Educational information in Spanish is offered on LCRF's website at [LCRF.org/conozcasuriesgo](https://www.lcrf.org/conozcasuriesgo).



**LUNG CANCER
RESEARCH
FOUNDATION®**

COMMUNITY MISSION EVENTS

A strong community is a natural outcome when people share a sense of purpose.

LCRF's fundraising events are not just a way for individuals to impact life-saving research, they also show people affected by lung cancer that they are not alone. Participants tell us they experience an outpouring of compassion and kindness at a whole new level.

LCRF hosts several different types of gatherings where attendees can fundraise and donate towards research grants. At the heart of every one is a focus on what lung cancer research means for patients and families. Learn more at LCRF.org/getinvolved.



Evening of Innovation

The Evening of Innovation Gala is LCRF's signature event celebrating scientific discovery and honoring the work of research luminaries.

Our 2023 honorees were Katerina Politi, PhD, and Colleen Conner Ziegler.

Patients are the true inspiration for the evening. A looping presentation features every patient in attendance, highlighting them with a photo and quotation. The presentation also includes caregivers and people who lost someone close to them.

Each year, the gala raises over \$600,000 for lung cancer research.

Free to Breathe

The Free to Breathe Walk is a grassroots fundraising event bringing people together in several cities across the nation. Those unable to attend an in-person walk can join the Free to Breathe Anywhere Walk and walk at the time and place of their choosing.

Butterfly imagery abounds, representing hope, strength, metamorphosis, and resilience. Different colored butterflies represent participants' connection to lung cancer and provide a way



for people to identify one another. Opening ceremonies are elevated by a mission moment recognizing survivors, loved ones, supporters, and those who have lost someone to lung cancer. A local survivor is invited to speak at each walk.



Free to Breathe Your Way

Free to Breathe Your Way fundraising encompasses all sorts of individual events – golf outings, picnics, concerts, and more. LCRF provides support and information that doubly serves to raise awareness about lung cancer.

The program also encompasses Team LCRF endurance athletes, who train and complete various distance events. In 2023, a community of 16 Team LCRF runners raised nearly \$200,000 as part of the New York City Marathon.

BOARD OF DIRECTORS

View more detailed biographies
at [LCRF.org/board](https://www.lcrf.org/board).

Updated February 2024

EXECUTIVE COMMITTEE

BOARD CHAIR



Colleen Connor Ziegler
Patient advocate

SECRETARY




Bruce Dunbar
Communications Consultant,
Coppertop Media

BOARD VICE CHAIRS



Brendon M. Stiles, MD
Chief, Division of Thoracic Surgery and
Surgical Oncology
Associate Director, Surgical Services,
Montefiore-Einstein Cancer Center



Reina Honts
Fashion industry executive

CHAIR, SCIENTIFIC ADVISORY BOARD



Katerina Politi, PhD
*Chair, LCRF Scientific Advisory
Board*
Associate Professor of
Pathology and Internal Medicine,
Yale School of Medicine

BOARD LIAISON, EDUCATION + ENGAGEMENT COMMITTEE



Joan Schiller, MD
Adjunct Professor, Department
of Medicine
University of Virginia

TREASURER



Aaron M. Tighe
Global Head of Emerging Markets Institutional Sales,
Santander Corporate & Investment Banking
Co-Chair, Guggenheim Museum Photography
Acquisition Committee

BOARD MEMBERS



Raymond E. Chalmé
CEO & Partner, Broad
Street Development LLC



Jill Furman
Theater producer



Tejal Patel
Vice President of
Operations, Sinai
Chicago



Matt Cipriani
*Chair, Corporate
Development Committee*
3C/Cipriani Construction
Consulting



Jill Morningstar
Advocate




Mary Ann Tighe
CEO, NY Tri-State
Region, CBRE



Peter M. Fry
Senior Managing
Director,
Head of Alternative
Equities,
SVB Leerink, LLC



Scott Morris
Creative Artists Agency



Rose Ann Weinstein
Fashion designer

SCIENTIFIC ADVISORY BOARD

CHAIR



Katerina Politi, PhD* SEC

Member, LCRF Board of Directors
Associate Professor of Pathology and Internal Medicine
Yale School of Medicine

VICE CHAIR



Brendon M. Stiles, MD* SEC

Vice Chair, LCRF Board of Directors
Chief, Division of Thoracic Surgery and Surgical Oncology
Associate Director, Surgical Services, Montefiore-Einstein Cancer Center
Professor of Cardiovascular & Thoracic Surgery
Albert Einstein College of Medicine, Montefiore Medical Center

MEMBERS

Chiara Ambrogio, PhD*

Associate Professor, University of Torino

Alice Berger, PhD*

Assistant Member, Human Biology Division
Fred Hutchinson Cancer Research Center
Assistant Professor, Genome Sciences
University of Washington

Julie R. Brahmer, MD*

Director, Thoracic Oncology Program
Interim Director, Sidney Kimmel Cancer Center
at Johns Hopkins Bayview
Associate Professor of Oncology
Johns Hopkins University Medical School

David P. Carbone, MD, PhD SEC

Past-President, International Association for
the Study of Lung Cancer (IASLC)
Barbara J. Bonner Chair in Lung Cancer Research
Professor of Medicine
Director, James Thoracic Oncology Center
Director, Translational Therapeutics Program
The Ohio State University Wexner Medical Center
Comprehensive Cancer Center

Ibahi Dagogo-Jack, MD SEC

Assistant Professor of Medicine
Harvard Medical School
Thoracic Oncologist
Massachusetts General Hospital

Jessica Donington, MD, MSCR

Professor and Chief General Thoracic Surgery
University of Chicago School of Medicine

Alexander Drilon, MD**

Chief, Early Drug Development Service
Memorial Sloan Kettering Cancer Center

Steven M. Dubinett, MD

Professor and Chief, Division of Pulmonary and Critical Care Medicine
Director, UCLA Lung Cancer Research Program
Senior Associate Dean for Clinical and Translational Science
Associate Vice Chancellor for Research
David Geffen School of Medicine
University of California, Los Angeles

Bruce Dunbar SEC

Member, LCRF Board of Directors
Lung cancer patient advocate
Partner, Coppertop Media

Loretta Erhunmwunsee, MD*

Thoracic Surgeon, Assistant Professor, Division of Thoracic Surgery
Assistant Professor, Division of Health Equities
City of Hope Cancer Center

Sarah Goldberg, MD, MPH

Associate Professor of Internal Medicine (Medical Oncology)
Associate Director, Hematology/Oncology Fellowship Program
Research Director, Center for Thoracic Cancers
Yale School of Medicine

Eric Haura, MD*

Director, Lung Cancer Center of Excellence
Program Leader, Chemical Biology and Molecular Medicine
Senior Member, Department of Thoracic Oncology
Professor of Medicine & Oncologic Sciences, University of Florida
H. Lee Moffitt Cancer Center

Roy S. Herbst, MD, PhD*

Ensign Professor of Medicine
Chief of Medical Oncology
Associate Director for Translational Research
Yale Comprehensive Cancer Center | Yale School of Medicine
Smilow Cancer Hospital

John V. Heymach, MD, PhD**

Associate Professor, Thoracic/Head and Neck Medical Oncology
Chief, Section of Thoracic Medical Oncology
The University of Texas MD Anderson Cancer Center

Donald W. Kufe, MD*

Distinguished Physician
Professor of Medicine
Leader, Developmental Therapeutics Program
Dana-Farber/Harvard Cancer Center | Harvard Medical School

Marc Ladanyi, MD* SEC

Chief, Molecular Diagnostics Service
William J. Ruane Chair in Molecular Oncology
Memorial Sloan-Kettering Cancer Center

William Lockwood, PhD*

Senior Scientist
BC Cancer Research, Integrative Oncology

Christine M. Lovly, MD, PhD*

Assistant Professor of Medicine, Division of Hematology-Oncology
Assistant Professor of Cancer Biology
Vanderbilt University School of Medicine
Vanderbilt Ingram Cancer Center

Matthew L. Meyerson, MD, PhD*

American Cancer Society Research Professor
Professor of Pathology, Harvard Medical School and
Dana-Farber Cancer Institute
Director, Center for Cancer Genome Discovery, DFCI
Institute Member, Broad Institute of MIT and Harvard
Dana-Farber Cancer Institute | Harvard Medical School

John Minna, MD*

Professor & Director
Max L. Thomas Distinguished Chair in Molecular Pulmonary Oncology
Sarah M. and Charles E. Seay Distinguished Chair in Cancer Research
Hamon Center for Therapeutic Oncology Research
UT Southwestern Medical Center

Kathryn O'Donnell, PhD [SEC](#)

Associate Professor, Molecular Biology
UT Southwestern Medical Center

Trudy G. Oliver, BSc (Hons), PhD*

Professor of Hematology and Medical Oncology
Director of Medical Oncology
Roberto C. Goizueta Chair in Cancer Research
Deputy Director, Winship Cancer Institute
Assistant Dean for Cancer
Emory University School of Medicine

Suresh S. Ramalingam, MD

Professor, Department of Hematology and Medical Oncology
Roberto C. Goizueta Distinguished Chair for Cancer Research
Emory University School of Medicine
Executive Director, Winship Cancer Institute of Emory University
Associate Vice President for Cancer, Woodruff Health Sciences Center

Karen Reckamp, MD, MS

Professor, Division of Medical Oncology
Associate Director for Clinical Research
Director of Medical Oncology, Women's Guild Lung Institute
Cedars-Sinai

Hilary Robbins, PhD, MPH*

Research Scientist, Epidemiology
International Agency for Research on Cancer

Jack A. Roth, MD

Chief, Section of Thoracic Molecular Oncology
Professor, Department of Thoracic and Cardiovascular Surgery
The University of Texas MD Anderson Cancer Center

Charles M. Rudin, MD, PhD

Chief of Thoracic Oncology Service
Co-Director, Druckenmiller Center for Lung Cancer Research
Sylvia Hassenfeld Chair in Lung Cancer Research
Memorial Sloan Kettering Cancer Center

Julien Sage, PhD*

Professor of Pediatric Cancer and Genetics
Stanford University

Joan H. Schiller, MD

Professor, Department of Medicine
Section of Hematology Oncology
University of Virginia

Ann G. Schwartz, PhD, MPH

Deputy Center Director
Karmanos Cancer Institute
Professor and Associate Chair Department of Oncology
Wayne State University School of Medicine

Jill Siegfried, PhD

Professor and Head, Department of Pharmacology
Frederick and Alice Stark Endowed Chair
Associate Director for Translation, Masonic Cancer Center
University of Minnesota Medical School

Raffaella Sordella, PhD*

Associate Professor
Cold Spring Harbor Laboratory

David Spigel, MD

Chief Scientific Officer
Sarah Cannon Research Institute

Eva Szabo, MD

Chief, Lung and Upper Aerodigestive Cancer Group
Division of Cancer Prevention
National Cancer Institute, NIH

Diane Tseng, MD, PhD*

Assistant Professor, Clinical Research Division
Fred Hutchinson Cancer Center

Ralph R. Weichselbaum, MD*

Daniel K. Ludwig Distinguished Service Professor and Chairman
Department of Radiation and Cellular Oncology
University of Chicago Medical Center

Robert A. Winn, MD [SEC](#)

Director & Lipman Chair in Oncology, VCU Massey Cancer Center
Senior Associate Dean for Cancer Innovation
Professor of Pulmonary Disease and Critical Care Medicine
VCU School Of Medicine

Kwok-Kin Wong, MD, PhD**

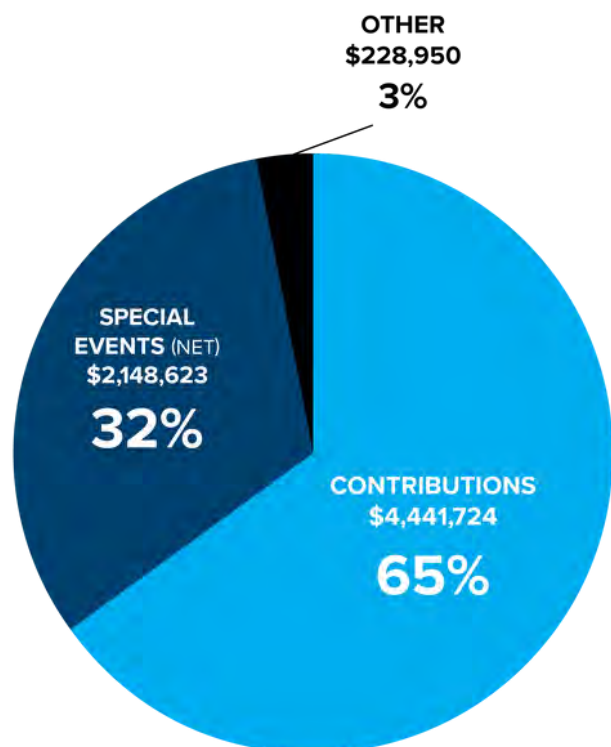
Anne Murnick Cogan and David H. Cogan Professor of Oncology,
Department of Medicine
Director, Division of Hematology and Medical Oncology
Laura & Isaac Perlmutter Cancer Center
NYU Langone Medical Center



2023 FINANCIALS*

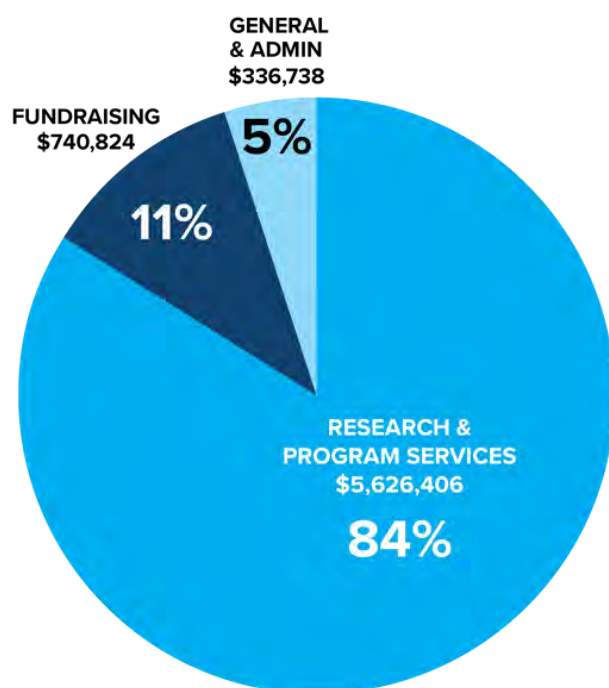
*The following financial data is from internal, unaudited financial statements.

To view the Lung Cancer Research Foundation's previous audited financial statements and Form 990, please refer to our web page: [LCRF.org/financials](https://www.lcrf.org/financials).



FUNDING SOURCES

Contributions and grants	\$4,441,724
Event revenue	\$2,148,623
Other	\$228,950
TOTAL	\$6,820,355



YOUR DOLLARS AT WORK

Direct research	\$2,393,719
Program services	\$3,232,687
Fundraising	\$740,824
Management and general	\$336,738
TOTAL	\$ 6,734,764

NET ASSETS

Total net assets Dec 31, 2023	\$3,669,811
-------------------------------	-------------